

NOAA
FISHERIES

Budget & Operational Update

Marine Fisheries Advisory Committee

Emily Menashes

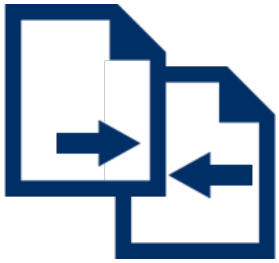
Deputy Assistant Administrator for Operations

September 12, 2024

Agenda



Budget timeline



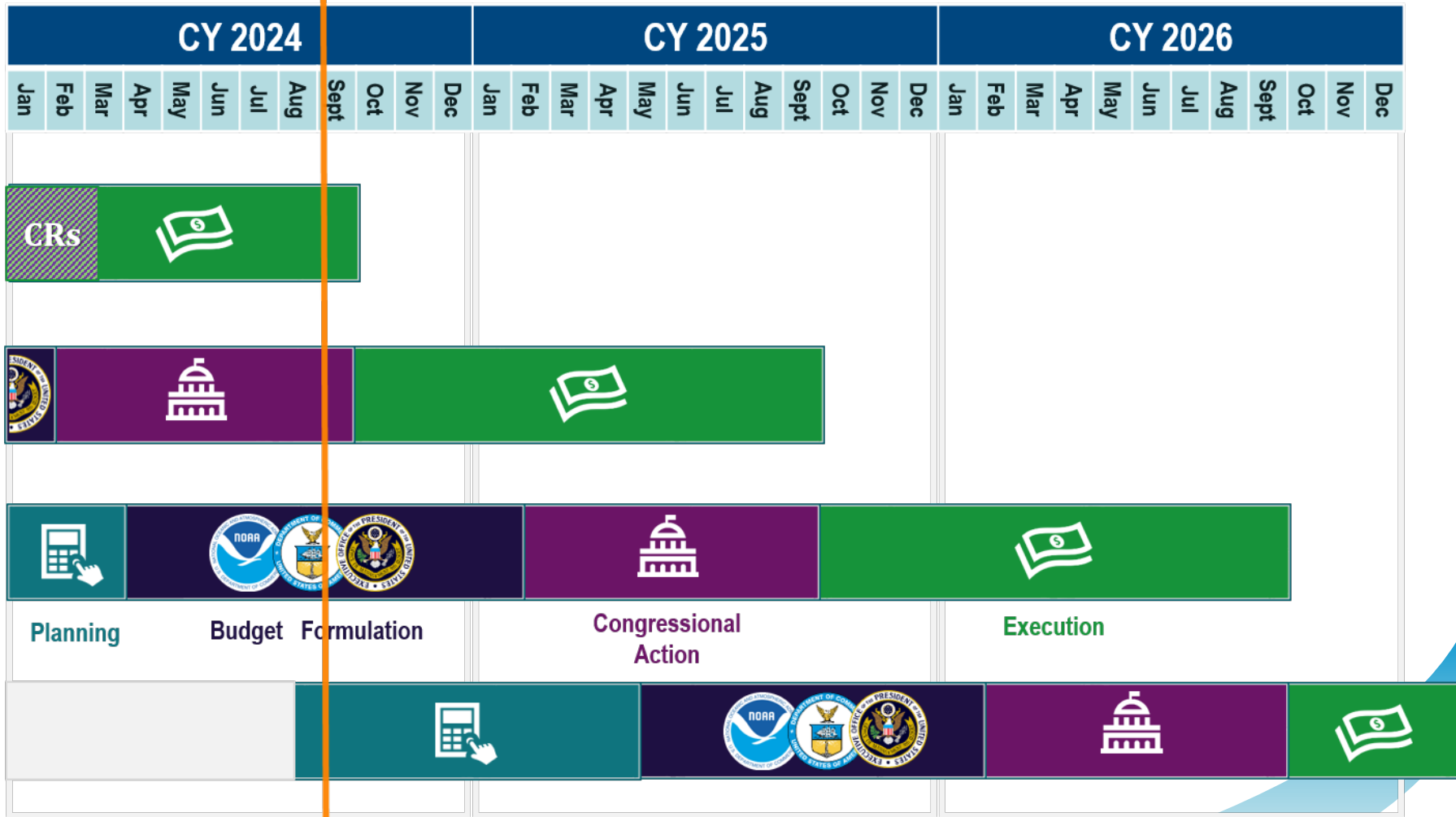
Comparing congressional marks
(FY25 outlook compared to FY24)



What's next?

Federal Budget Timeline

We are **here** in the process



NMFS Budget Structure

Aligns to Core Fisheries Drivers and Programs

Magnuson Stevens Act | Endangered Species Act | Marine Mammal Protection Act



Protected Resources

Budget Line (PPA):

- Marine Mammals, Sea Turtles & Other Species
 - Species Recovery Grants
 - Atlantic Salmon
 - Pacific Salmon
- 



Fisheries Science & Management

Budget Line (PPA):

- Fisheries and Ecosystem Science Programs & Services
 - Fisheries Data Collections, Surveys & Assessments
 - Observers & Training
 - Fisheries Management Programs & Services
 - Aquaculture
 - Salmon Management Activities
 - Regional Councils & Fisheries Commissions
 - Interjurisdictional Fisheries Grants
- 



Enforcement

Budget Line (PPA):

- Enforcement
- 



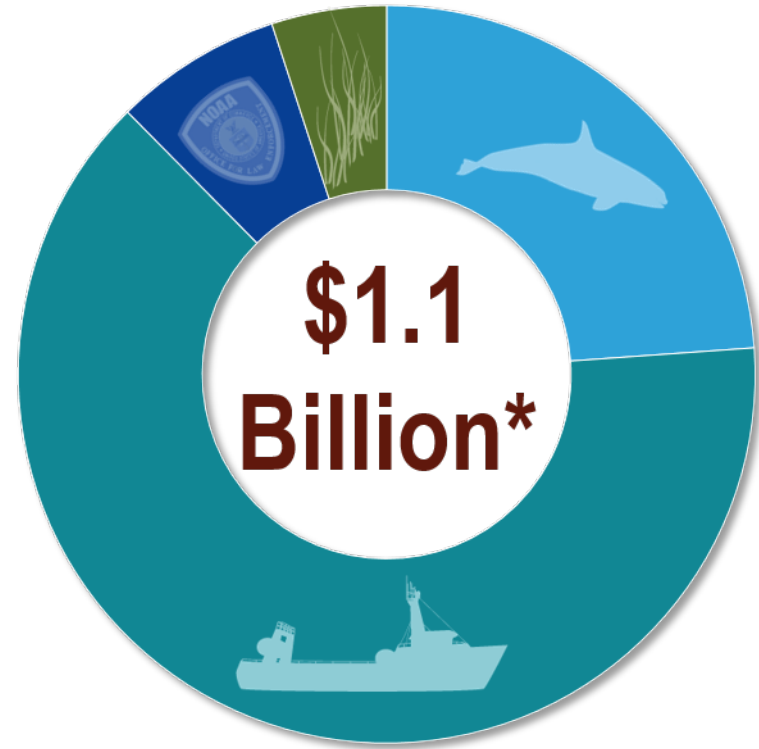
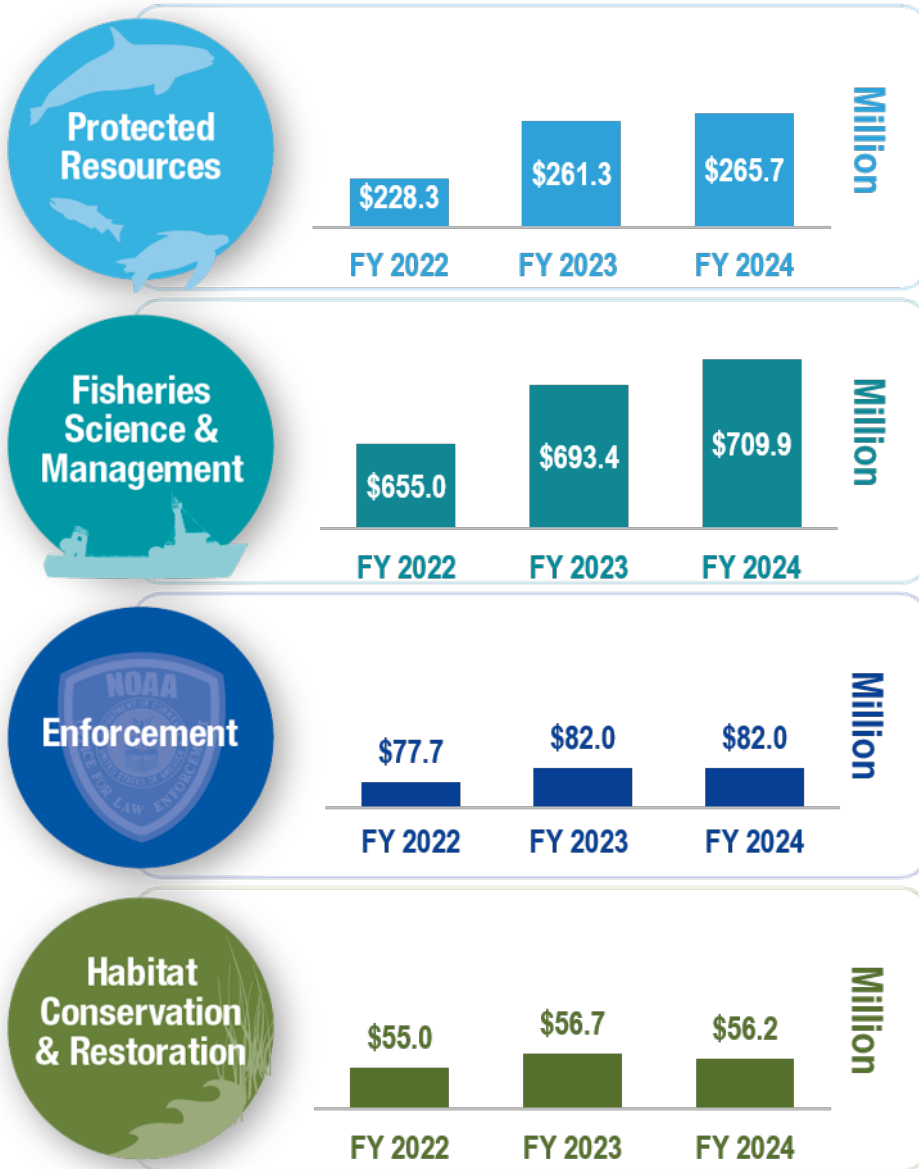
Habitat Conservation & Restoration

Budget Line (PPA):

- Habitat Conservation & Restoration
- 

NMFS FY 2024 Enacted:

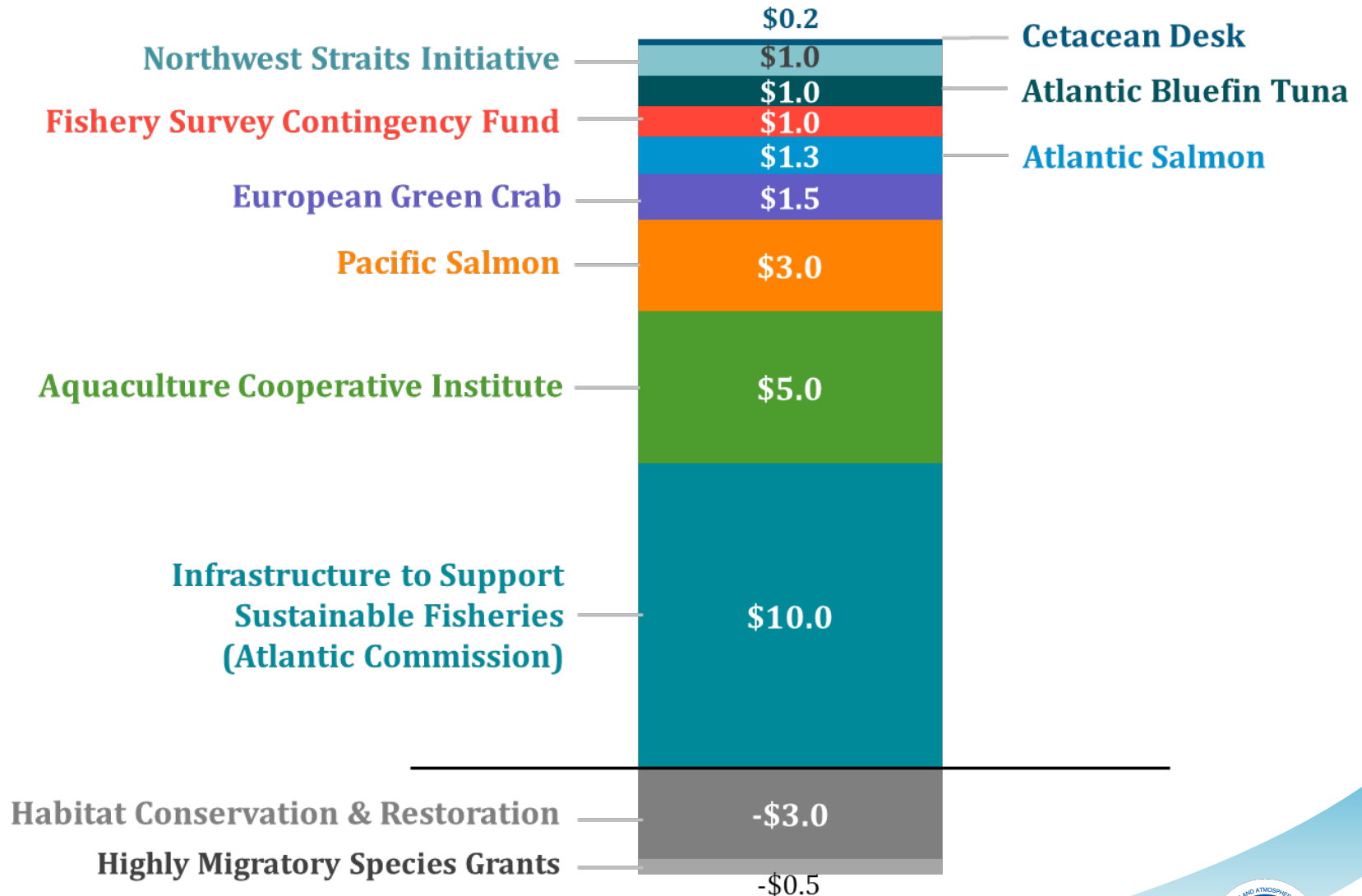
Operations, Research & Facilities Account (ORF)



**not including \$46.1M in Community Funded Projects (aka Congressional earmarks)*

Net Increase of \$20.5M in FY 2024 (ORF)

Does not include Community Funded Projects (aka earmarks)



NOAA
FISHERIES

NMFS FY 2024/2025 Budget Outlook

(ORF Account: our core program funding)

	FY24 Enacted	FY25 Pres. Bud.	FY25 House Mark	FY25 Senate Mark
Total ORF funding:	\$1.11B*	\$1.10B*	\$0.87B**	\$1.16B**
Net change from FY24 Enacted:	-	-\$9.7M	-\$248.8M	+\$43.2M
Includes inflationary adjustments (ATBs) in all lines?	-	All	Few	Few

*Excludes \$46.1M in FY24 Community Funded Projects (aka Congressional earmarks)

**Does not include FY25 Community Funded Projects (NMFS' share still TBD)



**NOAA
FISHERIES**

FY 2025 PB, House and Senate Marks, by Budget Activity, Compared to FY24 Enacted



	Protected Resources	Fisheries Science & Management	Enforcement	Habitat Conservation & Restoration
NMFS PB*	-\$ 13.4M	-\$ 6.8M	-\$ 1.0M	-\$ 6.5M
House	-\$145.7M	-\$72.6M	-\$14.3M	-\$16.2M
Senate	+\$15.9M	+\$27.4	(no change)	(no change)

*NMFS PB numbers reflect programmatic changes only; does not include inflationary adjustments (ATBs), which were requested (+) in all budget lines.



What's Next?

Expect delays for FY25 Enacted and FY26 PB rollout


- First week back in session for both chambers
- No word on FY25 conference committee schedule
- Election year, new administration either way
- CR likely, as always, but especially in light of election

Planning in light of uncertainty

- Starting FY25 with CR = stability in the midst of unknowns
- Prepping to convey priorities/needs to new administration




Questions?



NOAA
FISHERIES

BACKGROUND



NOAA
FISHERIES

Recommended Funding Awards (2024)

NMFS Funding Opportunity	Total Awarded in 2024	Funding Source
FY 2024 Pacific Coastal Salmon Restoration Funding (PCSRF) Grant Competition	>\$105M, 14 projects	BIL+IRA+Annual appropriations
Transformational Habitat Restoration & Coastal Resilience Grants (Round 2)	~\$220M, 32 projects	BIL+IRA
Coastal Habitat Restoration & Resilience Grants for Tribes & Underserved Communities (Round 2)	>\$45M, 27 projects	BIL+IRA
Restoring Fish Passage through Barrier Removal Grants	\$158M, 27 projects	BIL+IRA
Restoring Tribal Priority Fish Passage through Barrier Removal Grants	\$81M, 19 projects	BIL+IRA



Recommended Funding Awards (2024) - continued

NMFS Funding Opportunity	Total Awarded in 2024	Funding Source
North Atlantic Right Whale Recovery Efforts Grants (non-competitive)	>\$9M	IRA
Modernize NMFS Data Infrastructure to Meet Climate-Related Mission Demands (grants & partnerships)	>\$34M	IRA
2024 Saltonstall-Kennedy Competitive Grants Program	\$6.5M, 16 projects	Annual appropriations



Currently Open Funding Opportunities

Fiscal Year 2021–2024: Broad Agency Announcement

Category of funding opportunity: Environment, natural resources, science and technology, and other research and development.

OPEN DATE
09/29/2020

CLOSED DATE
09/30/2024

2025 Sea Scallop Research Set Aside

NOAA Fisheries, in coordination with the New England Fishery Management Council, is soliciting proposals for the 2025 Sea Scallop Research Set-Aside Program.

OPEN DATE
08/01/2024

CLOSED DATE
09/30/2024

John H. Prescott Marine Mammal Rescue Assistance Grant Program

The Prescott Grant Program provides grants or cooperative agreements to eligible marine mammal stranding network participants.

OPEN DATE
08/07/2024

CLOSED DATE
10/30/2024

Species Recovery Grants to Tribes

These grants support tribally-led management, research, monitoring, and outreach activities that have direct conservation benefits for ESA-listed species. Recently delisted species, proposed, and candidate species are also eligible.

OPEN DATE
08/02/2024

CLOSED DATE
10/31/2024

Species Recovery Grants to States

These grants support management, research, monitoring, and/or outreach activities that have direct conservation benefits for ESA-listed species. Recently delisted species, proposed, and candidate species are also eligible.

OPEN DATE
08/02/2024

CLOSED DATE
10/31/2024

Citizen Science for Improved Stock Assessments and Climate-Ready Fisheries Management

NOAA Fisheries is accepting proposals for citizen science projects that address data gaps in stock assessments and support climate-ready fisheries.

OPEN DATE
08/05/2024

CLOSED DATE
11/04/2024

<https://www.fisheries.noaa.gov/funding-opportunities/open-opportunities>




NOAA
FISHERIES

Fisheries Disasters - Status as of 08/30/2024

Planned for FY24 obligation:

- 93 - NY Scallop (\$750K)
- 104 / 105 - WA state salmon (\$7.2M)
- 106 / 107 - Upper Cook Inlet; Copper River; Prince William Sound salmon (\$43.7M)
- 109 - Pacific cod, Gulf of Alaska (\$17.7M)
- 115 - Chignik salmon (\$4.9M)
- 116 / 119 / 126 - King crab and snow crab (\$193M)
- 118 / 121 / 123 - Copper River, Kuskokwim River, and Norton Sound salmon (\$16.9M)



Fisheries Disasters - Status as of 08/30/2024

Most of the following have cleared OMB; due to timing in the current FY, will process in FY25:


- 129 / 134 - 2021/22 Yurok Tribe Fall Chinook Salmon Fishery (\$8.1M)
- 130 - 2023 CA Sacramento River Fall Chinook, Klamath River Fall Chinook, Ocean & Inland Salmon Fisheries (\$20M)
- 98 / 114 / 120 / 122 / 127 - West Coast Tribal, OR, & AK Salmon and CA Sea Urchin (\$11.9M)
- 117 - 2020 MS Oyster and Shrimp Fisheries (Hurricane Ida) (\$2.9M)
- 101 / 113 - 2020 & 2021/22 LA Hurricane Ida & Laura (\$27M)



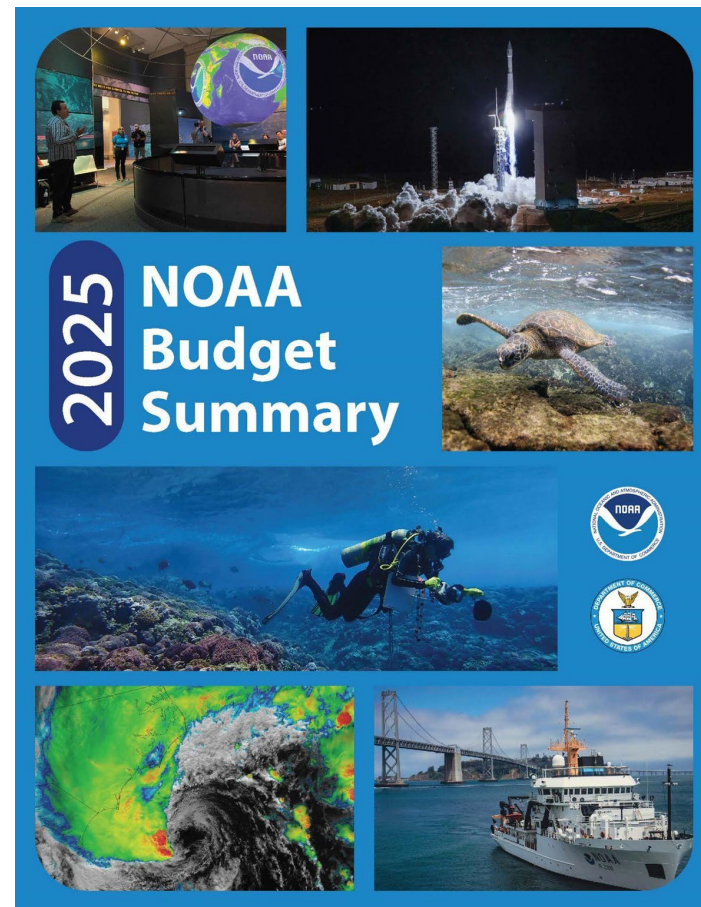
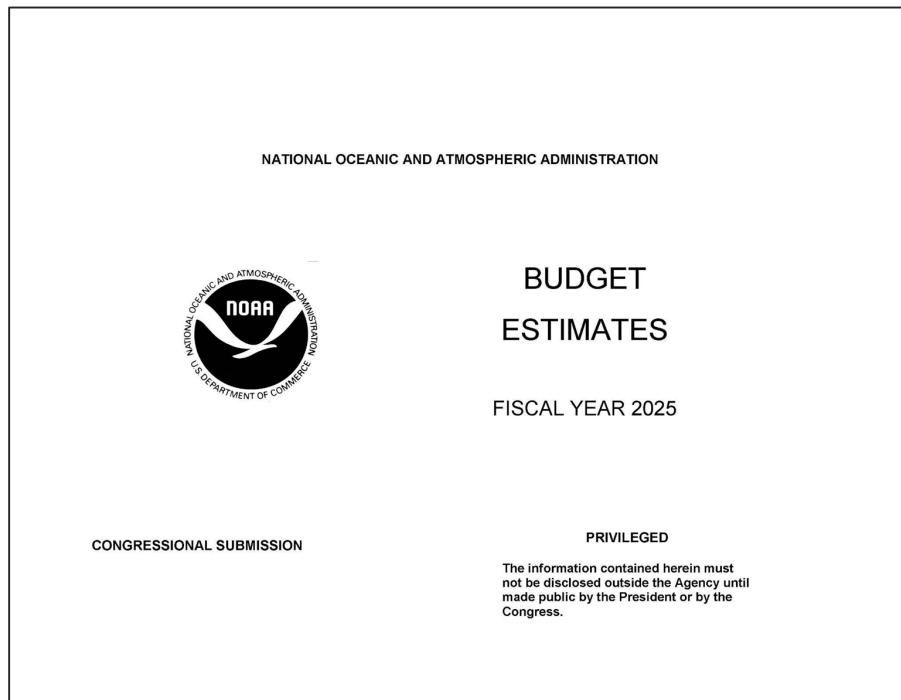
Fisheries Disasters - Status as of 08/30/2024

Also likely obligate in FY25; waiting on various clearances in disaster process:

- 140 - 2023/24 Bering Sea Snow Crab Fishery
 - Partially funded, \$39.5M available; determination of impact is \$205.9M - Waiting Senate approval
- 138 / 136 / 132 - Alaska/Upper Cook Inlet Setnet Fishery, Nelson Lagoon Salmon, Kuskokwim River Chinook, Coho, Chum Salmon
 - \$12.2M - Application pending from PSMFC
- 111 - 2020 Washington Fraser River Sockeye & Puget Sound Fall Chum Salmon Fisheries (Port Gamble S'Klallam Tribe)
 - Pending inflation discussions with OMB, ~\$343K



NOAA's FY 2025 Budget Documents Are Online



www.noaa.gov/organization/budget-finance-performance/budget-and-reports

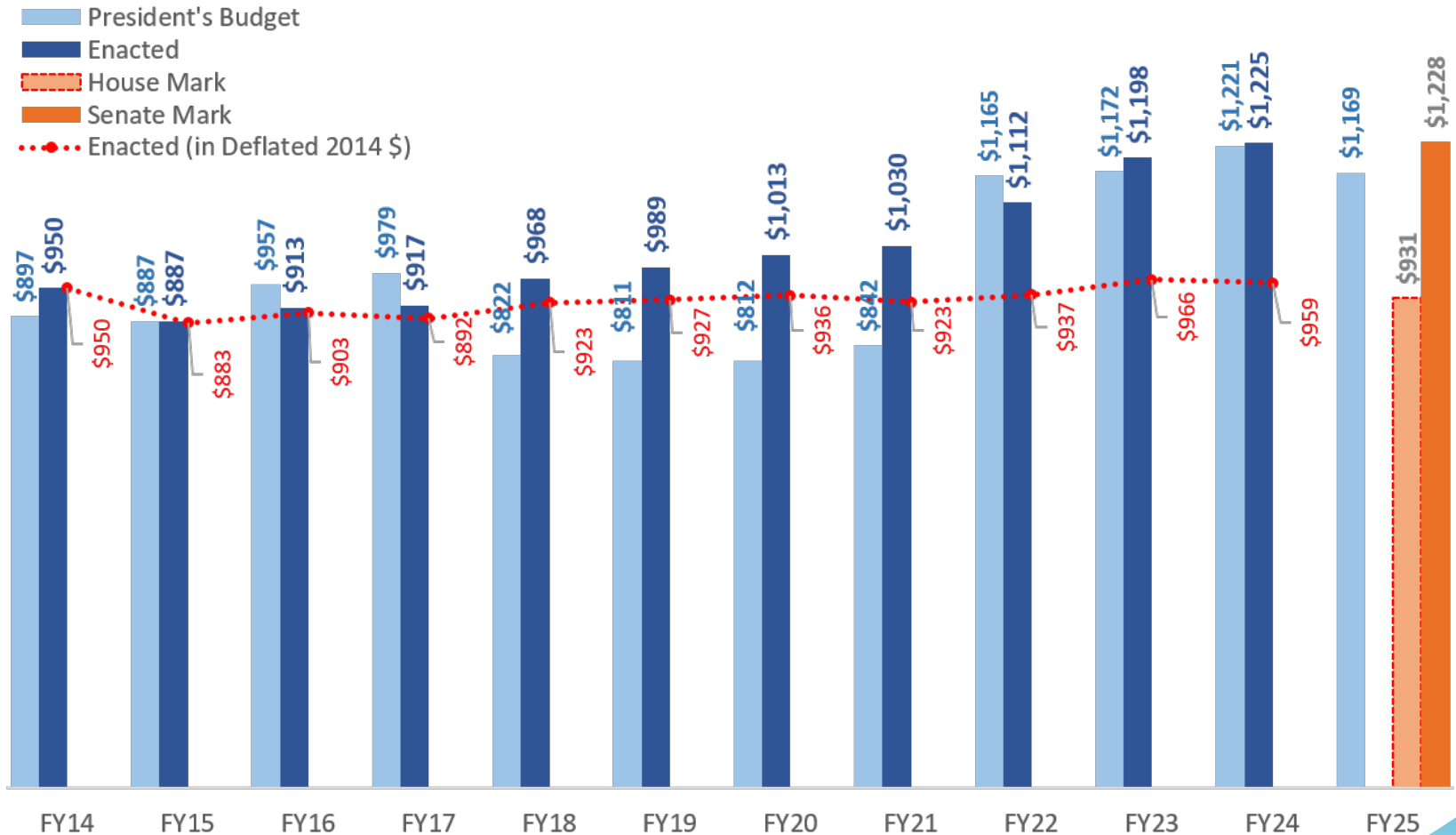
FY 2025 – Tough Choices

Program	Requested Change (\$M)*	FY 25 Total Program Request (\$M)
Reductions		
Cooperative Research	-\$9.8	\$3.7
Habitat Restoration Program	-\$7.0	\$12.3
Technical Transfer		
Saltonstall-Kennedy Program	-\$7.0	\$0
Terminations		
Prescott Grants Program	-\$4.5	\$0
Species Recovery Grants	-\$7.3	\$0
Bycatch Reduction Engineering Program	-\$2.9	\$0
Interjurisdictional Fisheries Grants	-\$3.4	\$0
Fisheries Disaster Assistance Fund	-\$0.3	\$0
Marine Mammals Projects	-\$2.7	\$0
Fisheries Data Collection Projects	-\$1.2	\$0
Fisheries Management Program Projects	-\$1.9	\$0
Enforcement Projects Reduction	-\$1.0	\$0

***Baseline:** FY 2024 Annualized CR (= FY23 Enacted)

FY23 Congressional plus-ups

Historical Budget Trends (total discretionary, \$ in millions)



Best opportunities for FY26 Engagement?

